

Oil Cooling



Oilcoolers and Filter adapters
Coolers from **Setrab** for all kind of cooling.
Power Steering, Engines, Automatic Transmissions and Rear Axles.
Oil filter adapters and detached filter holders to most common Cars.

Oil Coolers

Oil Coolers stored in two Widths:
 210mm (Serie 100) Connection thread. M22 x 1,5
 330mm (Serie 600) Connection thread. M22 x 1,5
Other Sizes are available on order

Serie 100
 Width 210mm
 Thickness 50mm

| Part no | Heiht mm. | Weight Kg | Quantity rows |
|---------|-----------|-----------|---------------|
| 107M22 | 50 | 0,31 | 7 |
| 110M22 | 74 | 0,39 | 10 |
| 113M22 | 98 | 0,48 | 13 |
| 116M22 | 122 | 0,60 | 16 |
| 119M22 | 146 | 0,67 | 19 |
| 125M22 | 194 | 0,84 | 25 |
| 134M22 | 266 | 1,15 | 34 |



Setrab

Pro Line

Serie 600
 Width 330mm
 Thickness 50mm



| Part no | Heiht mm. | Weight Kg | Quantity rows |
|---------|-----------|-----------|---------------|
| 607M22 | 50 | 0,52 | 7 |
| 610M22 | 74 | 0,71 | 10 |
| 613M22 | 98 | 0,88 | 13 |
| 616M22 | 122 | 1,03 | 16 |
| 619M22 | 146 | 1,23 | 19 |
| 625M22 | 194 | 1,56 | 25 |
| 634M22 | 266 | 2,14 | 34 |
| 644M22 | 346 | 2,70 | 44 |

Setrab

Pro Line

Appropriate adapter for connecting AN fittings to the cooler



| Part no | Thread | AN-Dim |
|---------|--------|--------|
| AN6M22 | M22 | -06 |
| AN8M22 | M22 | -08 |
| AN10M22 | M22 | -10 |
| AN12M22 | M22 | -12 |



Oil Filter Adapter



Sandwich Adapter "American Style"

Allows adaption of oil cooler while mantaining the filter location.
 The adapter adds 25mm to length of the filter
 (except 504 & 513 47mm) connection thread is 3/8NPT

| Part no | Oil Filter Thread | Typical Applications |
|---------|-------------------|---|
| 509 | 22mm x 1,5 | Most Honda Some Ford |
| 510 | 3/4-16 | Most Ford, Chrysler, Toyota, Nissan & VW |
| 511 | M18 x 1,5 | Some GM Engine with "Spin On" Filter |
| 512 | 13/16-16 | Most GM and American motors except Chevy V-8 |
| 513 | 13/16-16 | Most Chevy V-8 with "Spin On" filter. All V-8 -96 |
| 514 | M20 x 1,5 | Most Honda and some Ford |



Sandwich Adapter "American Style" with Oil Thermostat

Facilitates a quick oil warm up.
 Opens at 70°C full open at 80°C Connection thread 7/8-14 ("O" Ring sealed)

| Part no | Oil Filter Thread | Typical Applications |
|---------|-------------------|---|
| 502 | 3/4-16 | Most Ford, Chrysler, Toyota, Nissan & VW |
| 503 | 13/16-16 | Most GM and American motors except Chevy V-8 |
| 504 | 13/16-16 | Most Chevy V-8 with "Spin On" filter. All V-8 -96 |

Oil Filter Adapter

Serie K-100



Serie K-100
Sandwich Adapter
Required when Pressure and Temp Socket.
Is missing on you engine.
Series K-100 Delivered with.
2 x O-Rings

| Part no | Oil Filter Thread | Typical Applications |
|---------|-------------------|--------------------------------------|
| K100-20 | M20 x 1,5 | Most Nissan, Mitsubichi, Subaru m.m. |
| K100-22 | M22 x 1,5 | Most Honda CRX, m.m. |
| K100-34 | 3/4-16 | Most VAG, BMW, Volvo, SAAB 4Cyl, m.m |

For Temp and Pressure sending unit adapters Se Table Page.49

Serie K-200



Serie K-200
Inline Adapter
Required when measuring Temp and Pressure "In Line".
Serie K-200 Delivered with.
2 x AN-10 Connections.

| Part no | Oil Filter Thread | Typical Applications |
|---------|-------------------|--|
| K200 | X | Most Ford, Chrysler, Toyota, Nissan & VW |

For Temp and Pressure sending unit adapters Se Table Page.49

Serie K-300



Serie K-300
Block Of Adapter
Required when relocating the oil filter, and also when connecting
oil cooler.
Serie K-300 Delivered with.
2 x AN-10 connections and 2 x O-Rings.

| Part no | Oil Filter Thread | Typical Applications |
|---------|-------------------|--------------------------------------|
| K300-20 | M20 x 1,5 | Most Nissan, Mitsubichi, Subaru m.m. |
| K300-34 | 3/4-16 | Most VAG, BMW, Volvo, SAAB 4Cyl, m.m |

For Temp and Pressure sending unit adapters Se Table Page.49

Oil Filter Adapter

Serie K-400



Serie K-400
Sandwich Adapter "European Style"
Allows adaptation of oil cooler.
While maintaining the oil filter location
The adapter adds 30mm to length of the filter
Serie K-400 Delivered with.
2 x AN-10 connections and 2 x O-Rings.

| Part no | Oil Filter Thread | Typical Applications |
|---------|-------------------|--------------------------------------|
| K400-20 | M20 x 1,5 | Most Nissan, Mitsubichi, Subaru m.m. |
| K400-22 | M22 x 1,5 | Most Honda CRX, m.m |
| K400-34 | 3/4-16 | Most VAG, BMW, Volvo, SAAB 4Cyl, m.m |

For Temp and Pressure sending unit adapters Se Table Page.49

Serie K-450



Serie K-450
Sandwich Adapter "European Style"
Allows adaptation of oil cooler.
While maintaining the oil filter location
The adapter adds 30mm to length of the filter
Also allows Temp and Pressure measuring
Serie K-450 Delivered with.
2 x AN-10 connections and 2 x O-Rings.

| Part no | Oil Filter Thread | Typical Applications |
|---------|-------------------|--------------------------------------|
| K450-20 | M20 x 1,5 | Most Nissan, Mitsubichi, Subaru m.m. |
| K450-22 | M22 x 1,5 | Most Honda CRX, m.m |
| K450-34 | 3/4-16 | Most VAG, BMW, Volvo, SAAB 4Cyl, m.m |

For Temp and Pressure sending unit adapters Se Table Page.49

Oil Filter Adapter

Serie K-500



Serie K-500
Remote Filter Mount.
Allows Temp and Pressure Measuring.
Serie K-500 Delivered with.
2 x AN-10 Connections.

| Part no | Oil Filter Thread | Typical Applications |
|---------|-------------------|----------------------|
| K500 | 3/4-16 | Most Engine |

For Temp and Pressure sending unit adapters See Table Page.49

Serie K-600



Serie K-600
Remote Filter Mount with "built in" Thermostat.
Allows oil cooler connection.
Allows Temp and Pressure Measuring.
Delivered with.
4 x AN-10 Connections.

| Part no | Oil Filter Gänga | Typical Applications |
|---------|------------------|----------------------|
| K600 | 3/4-16 | Most Engine |

For Temp and Pressure sending unit adapters See Table Page.49

Oil Filter Adapter



Temp and Pressure sending unit adapters and Plugs

| Adapter Nr. | Part no | Thread | Fits Adapter |
|-------------|---------|---------------|----------------------|
| 1 | K18 | 1/8 NPT | K200 , K500 , K600 |
| 2 | K10M | M10 x 1 | K200 , K500 , K600 |
| 3 | K12M | M12 x 1,25 | K200 , K500 , K600 |
| 4 | K14M | M14 x 1,5 | K200 , K500 , K600 |
| 5 | K16M | M16 x 1,5 | K200 , K500 , K600 |
| 6 | K6001 | 5/8-18 UNF | K200 , K500 , K600 |
| 7 | KBM | PLUGG | K200 , K500 , K600 |
| 8 | K218 | 1/8 NPT | K100 , K450 |
| 9 | K210M | M10 x 1 | K100 , K450 |
| 10 | K212M | M12 x 1,25 | K100 , K450 |
| 11 | K214M | M14 x 1,5 | K100 , K450 |
| 12 | K216M | M16 x 1,5 | K100 , K450 |
| 13 | K26001 | 5/8 x 18 UNF | K100 , K450 |
| 14 | K2BM | PLUGG | K100 , K450 |
| 15 | K067814 | AN6 x 7/8-14 | Passar hela K-Serien |
| 16 | K087814 | AN8 x 7/8-14 | Passar hela K-Serien |
| 17 | K107814 | AN10 x 7/8-14 | Passar hela K-Serien |
| 18 | K127814 | AN12 x 7/8-14 | Passar hela K-Serien |
| 19 | K167814 | AN16 x 7/8-14 | Passar hela K-Serien |
| 20 | K108D | AN10 x 7/8-14 | Passar hela K-Serien |



K418 K420 K422 K434 K4316



K2178



K320



K334

Filter Thread

| Part no | Filter Thread | Fits Adapter |
|---------|---------------|--------------------|
| K418 | M18 x 1,5 | K100 , K400 , K450 |
| K420 | M20 x 1,5 | K100 , K400 , K450 |
| K422 | M22 x 1,5 | K100 , K400 , K450 |
| K434 | 3/4-16 | K100 , K400 , K450 |
| K4316 | 13/16-16 | K100 , K400 , K450 |
| K320 | M20 x 1,5 | K300 |
| K334 | 3/4-16 | K300 |
| K2178 | 3/4-16 | K500 , K600 |

Fuel System

Fuel Safe Safety Tanks
Necessary for racing with highest secure.





Filler caps "Aircraft Style" Aluminium available in three sizes.
 With or without lock with or without integral forged hose connecting neck



A26



A36N



A48


N in part.no. stands for "Neck"

| Part no | OD | Bolt circle Dia | Assembly Holes | Weight Gr | Lock | Hose Id |
|---------|-------|-----------------|----------------|-----------|------|-------------|
| A26S | 80 | 65,5 | 6 x 4mm | 100 | N | |
| A26NS | 80 | 65,5 | 6 x 4mm | 155 | N | 50mm / 58mm |
| A36S | 94,25 | 76,2 | 6 x 5mm | 176 | N | |
| A36NS | 94,25 | 76,2 | 6 x 5mm | 248 | N | 50mm / 58mm |
| A36L | 94,25 | 76,2 | 6 x 5mm | 176 | J | |
| A36NL | 94,25 | 76,2 | 6 x 5mm | 248 | J | 50mm / 58mm |
| A48L | 120 | 101,6 | 8 x 5mm | 230 | J | |
| A48S | 120 | 101,6 | 8 x 5mm | 230 | N | |

Fixing Rings, Hose Connectors for the Filler Caps above.
 The Fixing Ring makes it easier to mount a Filler Caps on top of a Tank.



CN4850



| Part no | Bolt circle Dia | Assembly Holes | Fill Neck | Hose Id |
|---------|-----------------|----------------|-----------|---------|
| FR26 | 65,5 | 6 x 4mm | | |
| FR36 | 76,2 | 6 x 5mm | | |
| FR48 | 101,6 | 8 x 5mm | | |
| CN4850 | 101,6 | 8 x 5mm | for A48 | 50mm |



A "High Capacity" Fuel Filter for Carburetors and Injection
 Interchangeable Filterelement 25microns inside aluminium tube, selective AN connection



Fuel Filter High Flow

Filter

| Part no | AN-Dim. | Female. Thread | Length | Dia. ø |
|---------|---------|----------------|--------|--------|
| 230900 | X | M22 x 1,5 | 150mm | 55mm |
| 230910 | X | M22 x 1,5 | 120mm | 55mm |

Filter Adapters

| Part no | AN-Dim. | Male.Thread |
|---------|---------|-------------|
| AN6M22 | -06 | M22 x 1,5 |
| AN8M22 | -08 | M22 x 1,5 |
| AN10M22 | -10 | M22 x 1,5 |
| AN12M22 | -12 | M22 x 1,5 |

Filter Element

| Part no | Fits Filter |
|---------|-------------|
| 230901 | 230900 |
| 230911 | 230910 |



Fuel / Oil Filters "In Line"

"Pre" Filters easily disassembled for inspection and cleaning.

| Part no Fuel | AN-Dim. | Part no Oil |
|-----------------|---------|----------------|
| 230204 | -04 | 230304 |
| 230206 | -06 | 230306 |
| 230208 | -08 | 230308 |
| 230210 | -10 | 230310 |
| 230212 | -12 | 230312 |
| 230216 | -16 | 230316 |



Fuel Filter "In Line"

Sintered Bronz / 35micron.

Easily disassembled for inspection and cleaning.

| Part no | AN-Dim. |
|---------|----------------|
| 230103 | 5/16 Hose Barb |
| 230106 | -06 |
| 230108 | -08 |
| 230107 | Filter Element |



Check Valves "In Line" One Way (Non Return)

To keep fuel pressure or fuel level in fuel system after the engine is shut off

| Part no | AN-Dim. |
|---------|---------|
| 251004 | -04 |
| 251006 | -06 |
| 251008 | -08 |
| 251010 | -10 |
| 251012 | -12 |
| 251016 | -16 |



Fuel shut off valve

| Part no | AN-Dim. | Female Thread |
|---------|---------|---------------|
| 230502 | -06 | 3/8 NPT |
| 230503 | -08 | 3/8 NPT |
| 230505 | -10 | 1/2 NPT |





Gauges, Pumps, Regulators and Pipes

Note: Don't use Rubber Hose for fuel in driving compartment

Use Stainless / Aluminium tubing or Teflon Hose



Fule Pressure Gauge

0 - 15 psi Male Thread.1/8 NPT

OD. 42mm Deep 24mm (40mm inkl.thread back)

NOTE! Not always exactly as on picture

| Part no | Male.Thread | YD. ø |
|---------|----------------------|-------|
| 100195 | 1/8 NPT | 42mm |
| 100189 | 1/8 NPT (Oil Filled) | 42mm |



Fuel Pressure Regulator

For Injection and Carburetors

Follow Fuel pressure linear

| Part no | AN-Dim. |
|---------|---------|
| K1406CA | -06 |
| K1408CA | -08 |



Fuel pump

| Part no | Female. Thread |
|---------|----------------|
| 230800 | M18 x 1,5 |



Quick Disconnect Fitting Aluminium

| Part no | AN-Dim. |
|---------|---------|
| 240106 | -06 |
| 240108 | -08 |
| 240110 | -10 |
| 240112 | -12 |

Stainless Tubing

Se Page 20



Adapter to make AN connection for fuel pump above.

| Part no | Thread | AN-Dim |
|---------|-----------|--------|
| AN6M18 | M18 x 1,5 | -06 |
| AN8M18 | M18 x 1,5 | -08 |
| AN10M18 | M18 x 1,5 | -10 |


Aluminium Tubing

Easy to bend, can connect direct to Hose Connectors

Typ 3601-xx, or flare then use Nut (9818-xx and Tube Sleeve (9819-xx).


Delivered in 3meter Lenght.

| Part no | Male.Thread | AN-Dim. |
|---------|-------------|---------|
| 100031 | 1/4 | -04 |
| 100034 | 3/8 | -06 |
| 100037 | 1/2 | -08 |



Fuel Bladders in any size

Even complex bladders that leave other manufacturers scratching their heads are never a problem at Fuel Safe.



Pro Cell

Custom



Street / Strip





PRO-CELL
Top of the line Fuel Cell
FIA-SCCA-USRRC-NHRA-ACT-SCORE-ASA-NASCAR Approved
Note! Not for Nitro & Alcohol use!



Pro Cell

| Part no | Volume | Length | Width | Height |
|--------------|----------------|------------|------------|------------|
| PC105 | 5 Gal. | 13 1/2 in. | 13 1/2 in. | 8 1/4 in. |
| PC108A | 8 Gal. | 20 1/8 in. | 8 5/8 in. | 12 1/8 in. |
| PC108B | 8 Gal. | 20 1/8 in. | 12 1/8 in. | 8 5/8 in. |
| PC109* | 9 Gal. | 20 1/8 in. | 12 1/8 in. | 8 5/8 in. |
| PC110 | 10 Gal. | 25 5/8 in. | 10 1/8 in. | 10 1/8 in. |
| PC112 | 12 Gal. | 20 1/8 in. | 17 1/8 in. | 9 1/8 in. |
| PC115A-M**** | 15 Gal. | 23 3/4 in. | 17 5/8 in. | 10 in. |
| PC115 | 15 Gal. | 24 5/8 in. | 17 1/8 in. | 9 1/8 in. |
| PC117 | 17 Gal. | 20 1/8 in. | 17 1/8 in. | 12 3/4 in. |
| PC118A | 18 Gal. | 28 in. | 17 1/8 in. | 9 7/8 in. |
| PC118B | 18 Gal. | 33 1/2 in. | 20 in. | 6 1/2 in. |
| PC118C | 18 Gal. | 33 1/2 in. | 20 in. | 6 1/2 in. |
| PC122A | 22 Gal. | 34 in. | 17 1/2 in. | 9 1/2 in. |
| PC122B | 22 Gal. | 25 in. | 16 3/4 in. | 13 5/8 in. |
| PC122C | 22 Gal. | 25 3/4 in. | 25 3/4 in. | 8 1/2 in. |
| PC122D*** | 22 Gal. | 32 5/8 in. | 18 in. | 10 in. |
| PC122E** | 22 Gal. | 33 in. | 17 in. | 9 1/4 in. |
| PC124** | 24 Gal. | 25 in. | 16 3/4 in. | 13 5/8 in. |
| PC125 | 25 Gal. | 30 5/8 in. | 17 5/8 in. | 12 1/8 in. |
| PC126 | 26 Gal. (100L) | 27 in. | 19 in. | 13 in. |
| PC129 | 29 Gal. | 24 1/4 in. | 24 1/4 in. | 12 3/4 in. |
| PC132A | 32 Gal. | 34 1/8 in. | 17 1/8 in. | 14 1/8 in. |
| PC132B | 32 Gal. | 25 3/4 in. | 25 3/4 in. | 13 5/8 in. |
| PC144 | 44 Gal. | 25 3/4 in. | 25 3/4 in. | 17 in. |

1 US. Gallon = 3,785L 1 in. = 25,4mm





SPORTSMAN-CELL
Sport Fuel Cell
FIA-SCCA-NHRA-SCORE Approved
Note! Not for Nitro & Alcohol use!



Sportsman

| Part no | Volume | Length | Width | Height |
|---------|----------------|------------|------------|------------|
| SM105 | 5 Gal. | 13 1/2 in. | 13 1/2 in. | 8 1/4 in. |
| SM108A | 8 Gal. | 20 1/8 in. | 8 5/8 in. | 12 1/8 in. |
| SM108B | 8 Gal. | 20 1/8 in. | 12 1/8 in. | 8 5/8 in. |
| SM110 | 10 Gal. | 25 5/8 in. | 10 1/8 in. | 10 1/8 in. |
| SM112 | 12 Gal. | 20 1/8 in. | 17 1/8 in. | 9 1/8 in. |
| SM115 | 15 Gal. | 24 5/8 in. | 17 1/8 in. | 9 1/8 in. |
| SM117 | 17 Gal. | 20 1/8 in. | 17 1/8 in. | 12 3/4 in. |
| SM118A | 18 Gal. | 28 in. | 17 1/8 in. | 9 7/8 in. |
| SM118B | 18 Gal. | 33 1/2 in. | 20 in. | 6 1/2 in. |
| SM118C | 18 Gal. | 33 1/2 in. | 20 in. | 6 1/2 in. |
| SM122A | 22 Gal. | 34 in. | 17 1/2 in. | 9 1/2 in. |
| SM122B | 22 Gal. | 25 in. | 16 3/4 in. | 13 5/8 in. |
| SM122C | 22 Gal. | 25 3/4 in. | 25 3/4 in. | 8 1/2 in. |
| SM124* | 24 Gal. | 25 in. | 16 3/4 in. | 13 5/8 in. |
| SM125 | 25 Gal. | 30 5/8 in. | 17 5/8 in. | 12 1/8 in. |
| SM126* | 26 Gal. (100L) | 27 in. | 19 in. | 13 in. |
| SM129 | 29 Gal. | 24 1/4 in. | 24 1/4 in. | 12 3/4 in. |
| SM132A | 32 Gal. | 34 1/8 in. | 17 1/8 in. | 14 1/8 in. |
| SM132B | 32 Gal. | 25 3/4 in. | 25 3/4 in. | 13 5/8 in. |
| SM144 | 44 Gal. | 25 3/4 in. | 25 3/4 in. | 17 in. |

1 US. Gallon = 3,785L 1 in. = 25,4mm





ENDURO-CELL

FIA-SCCA-NHRA Approved

Note! Designed for Pump Gasoline

(If Nitro or Alkohol is used, Foam baffling must be removed).



Enduro

| Part no | Volume | Length | Width | Height |
|------------|---------|------------|------------|------------|
| ED105 | 5 Gal. | 13 1/2 in. | 13 1/2 in. | 8 1/4 in. |
| ED108 | 8 Gal. | 20 5/8 in. | 15 1/2 in. | 7 7/8 in. |
| ED112 | 12 Gal. | 20 1/2 in. | 17 5/8 in. | 9 3/8 in. |
| ED115 | 15 Gal. | 25 3/4 in. | 17 5/8 in. | 9 3/8 in. |
| ED122A* | 22 Gal. | 33 3/4 in. | 17 5/8 in. | 9 1/4 in. |
| ED122B | 22 Gal. | 25 in. | 17 in. | 13 1/2 in. |
| ED125 | 25 Gal. | 25 5/8 in. | 17 1/2 in. | 14 3/8 in. |
| ED132A-LM* | 32 Gal. | 25 1/2 in. | 17 3/8 in. | 18 3/4 in. |
| ED132A | 32 Gal. | 25 5/8 in. | 17 1/2 in. | 18 1/4 in. |
| ED132B | 32 Gal. | 33 3/4 in. | 17 1/2 in. | 14 3/8 in. |

1 US. Gallon = 3,785L 1 in. = 25,4mm



REPLACEMENT BLADDERS FOR PRO CELL, SPORTSMAN, & ENDURO



Pro Cell Bladders

| Part no | Volume | To Fit |
|----------|---------|----------|
| RB105 | 5 Gal. | PC105 |
| RB108A | 8 Gal. | PC108A |
| RB108B | 8 Gal. | PC108B |
| RB109 | 8 Gal. | PC109 |
| RB110 | 10 Gal. | PC110 |
| RB112 | 12 Gal. | PC112 |
| RB115A-M | 15 Gal. | PC115A-M |
| RB115 | 15 Gal. | PC115 |
| RB117 | 18 Gal. | PC117 |
| RB118A | 18 Gal. | PC118A |
| RB118B | 18 Gal. | PC118B |
| RB118C | 18 Gal. | PC118C |
| RB122A | 22 Gal. | PC122A |
| RB122B | 22 Gal. | PC122B |
| RB122C | 22 Gal. | PC122C |
| RB122D | 22 Gal. | PC122D |
| RB122E | 22 Gal. | PC122E |
| RB122E-L | 22 Gal. | PC122E-L |
| RB124 | 24 Gal. | PC124 |
| RB124-L | 24 Gal. | PC124-L |
| RB125 | 25 Gal. | PC128 |
| RB126 | 26 Gal. | PC126 |
| RB129 | 29 Gal. | PC129 |
| RB132A | 32 Gal. | PC132A |
| RB132B | 32 Gal. | PC132B |
| RB144 | 44 Gal. | PC144 |

Sportsman Bladders

| Part no | Volume | To Fit |
|---------|---------|--------|
| RB205 | 5 Gal. | SM105 |
| RB208A | 8 Gal. | SM108A |
| RB208B | 8 Gal. | SM108B |
| RB210 | 10 Gal. | SM110 |
| RB212 | 12 Gal. | SM112 |
| RB215 | 15 Gal. | SM115 |
| RB217 | 18 Gal. | SM117 |
| RB218A | 18 Gal. | SM118A |
| RB218B | 18 Gal. | SM118B |
| RB218C | 18 Gal. | SM118C |
| RB222A | 22 Gal. | SM122A |
| RB222B | 22 Gal. | SM122B |
| RB222C | 22 Gal. | SM122C |
| RB | 25 Gal. | SM128 |
| RB226 | 26 Gal. | SM126 |
| RB229 | 29 Gal. | SM129 |
| RB232A | 32 Gal. | SM132A |
| RB232B | 32 Gal. | SM132B |
| RB244 | 44 Gal. | SM144 |

Enduro Cell Bladders

| Part no | Volume | To Fit |
|-----------|---------|-----------|
| RC105 | 5 Gal. | ED105 |
| RC108 | 8 Gal. | ED108 |
| RC112 | 12 Gal. | ED112 |
| RC115 | 15 Gal. | ED115 |
| RC122A | 22 Gal. | ED122A |
| RC122B | 22 Gal. | ED122B |
| RC125 | 25 Gal. | ED128 |
| RC132A-LM | 32 Gal. | ED132A-LM |
| RC132A | 32 Gal. | ED132A |
| RC132B | 32 Gal. | ED132B |

1 US. Gallon = 3,785L 1 in. = 25,4mm



Racing Cells

STREET & STRIP

These cells are fully TIG welded .095 Aluminium container with Aluminium flush cap.

”NOTE!!! NOT FIA APPROVED”



Street / Strip

| Part no | Volume | Length | Width | Height |
|---------|---------|------------|------------|------------|
| SS103 | 3 Gal. | 8 1/4 in. | 8 1/4 in. | 15 1/4 in. |
| SS105 | 5 Gal. | 12 1/4 in. | 12 1/4 in. | 8 3/4 in. |
| SS110 | 10 Gal. | 20 1/8 in. | 12 1/8 in. | 8 5/8 in. |
| SS115 | 15 Gal. | 20 1/4 in. | 18 1/4 in. | 10 1/4 in. |
| SS120 | 20 Gal. | 24 1/4 in. | 20 1/4 in. | 10 1/4 in. |

1 US. Gallon = 3,785L 1 in. = 25,4mm



**ACCESSORIES
FOR
PRO CELL, SPORTSMAN, ULTRA & RACE SAFE**



Standard 6 X 10 Steel

Part no

SF6X10A w/2 1/2" Filler Cap



Standard 6 X 10 Aluminium

Part no

SF6X10C Blank 6 x 10 Plate



Standard 4 X 6 w/Flush Cap

Part no


SF4X6A Standard Ligth Weight



Multi Location 6 X 10 Steel

Part no

ML6X10A Multi Location 6 x10 Plate



Remote 2 1/4" & 2 1/2" Fill Valves

Part no

FV245A 2 1/4" 45° Roll Over Valve

FV290A 2 1/4" 90° Roll Over Valve

FV245B 2 1/2" 45° Roll Over Valve

FV290B 2 1/2" 90° Roll Over Valve





REFUELING ACCESSORIES



Dry Break Valve

Part no

DBM275 2 1/4" Dry Brake Valve w/ Handele



Double Dry Break Valve

Part no

DDBM225 Male Probe

DDBF225 Female Receptacle (4,5" center only)



Dry Break Valve

Part no

DBF300R (Female) Redhead*

DBM200R (Male) Redhead*



Dry Break Valve

Part no

DBM225A 2 1/4" (Male)

DBF225A 2 1/4 (Female)

*Redhead is the registered trademark of Induction Systems



Dry Break Valve

Part no

DBF225-B (Female) 4" B,C

DBF225-C (Female) 4 3/4" B,C



**Dry Break Rebuild Kit
(for Redhead Dry Breaks only)**

Part no

PP20F Female

PP20M Male



FUEL SAFE ACCESSORIES



Check Valves

| Part no | |
|---------|---|
| ITV08 | 1/1" Vent Check Valve for remote fill. Mounts in fill plate. Offers positive shut-off. |
| ITV08S | 1/2" Vent Check Valve w/spring for standard fill. Mounts in fill plate. Offers positive shut-off. |
| ITV06 | 3/8" Vent Check Valve for remote fill. Mounts in fill plate. Offers positive shut-off. |
| ITV06S | 3/8" Vent Check Valve w/spring for standard fill. Mounts in fill plate. |
| ILV06 | 3/8" In Line Vent Check Valve Offers positive shut-off. |
| ILV08 | 1/2" In Line Vent Check Valve Offers positive shut-off. |



Gaskets

| Part no | |
|---------|------------------------------|
| OG024 | 24 Bolt Oval 6 x10 |
| OG012 | 12 Bolt Oval 4 x 6 |
| CG012A | 12 Bolt Circle 4 3/4" B.C. |
| CG012B | 12 Bolt Circle 5 3/8" B.C. |
| CG010 | 10 Bolt Circle 3 1/8" B.C. |
| CG009 | 9 Bolt Circle 4" B.C. |
| CG006A | 6 Bolt Circle 2 15/16" B.C. |
| CG006B | 6 Bolt Circle 2 3/8" B.C. |
| CG006C | 6 Bolt Circle 2" B.C. |
| CG005 | 5 Bolt Circle (sending Unit) |
| CG004 | 4 Bolt Circle 1 5/8" B.C. |



Discriminator Valves

The ultimate in fuel venting.
This valve offers fuel shut-off when refueling
and eliminates the need for a catch can.
Also offers positive shut-off in case of a rollover

| Part no | |
|---------|--------|
| DV100 | 1" |
| DV175 | 1 3/4" |



Roll Over Valve

| Part no | |
|---------|----------------------------------|
| RV38 | 3/8" Inline Roll Over Vent Valve |



1" in Tank Check Valve

Mounts in bladder or cell.
This valve offers positive Shut-Off

| Part no | |
|---------|--------------------|
| ITV100 | 1" Check Valve |
| ITV175 | 1 3/4" Check Valve |



FUEL SAFE ACCESSORIES



Fuel Pick-up Kit

Kit contains: 2' of hose; (1) hose barb; and (1) bulkhead fitting (not shown)

| Part no | |
|---------|-------------|
| FP180 | 3/8" -06 AN |
| FP181 | 1/2" -08 AN |
| FP182 | 5/8" -10 AN |
| FP183 | 3/8" -12 AN |



In-Tank Fuel Pump Assembly

| Part no | |
|---------|----------------------------|
| FP150 | GM In-Tank style fuel pump |
| FP115 | Vortec ASA 5700 |
| 1ELE15 | In-Tank Low pressure pump |
| FS15 | Filter |



Fuel Pick-Up Screen

| Part no | |
|---------|---------------------------|
| FS38 | 3/8 in, Horizontal Screen |
| FS12 | 1/2 in. Horizontal Screen |
| 1FLU29 | Vertical Screen |

(Specify -06 or -08 AN hose barb)



In-Tank Fuel Screen

| Part no | |
|---------|-----------|
| FS120 | #12 - 90° |



FUEL SAFE ACCESSORIES



Dip Stick

Economy Fuel Gauge, check your fuel level by a twist of a nut.

| Part no | |
|---------|------------------------|
| DS08 | Specify length needed. |



Fuel Displacement Block

| Part no | |
|---------|--|
| DB200 | 2 Gal. Block 5" x 8" x 12" |
| DB100 | 1 Gal. Block 6" x 6" x 6" |
| DB050 | 1/2 Gal. Block 8 3/4" x 3 1/2" x 3 1/2" |
| DB025 | 1/8 Gal. Block 2 7/8" x 2 7/8" x 3 3/8" |



Electronic Sending Unit

New electronic fuel level sending units are specially designed for fuel cells and bladders. No moving parts makes this units very durable. Sending unit can be shortened to fit your cell and re-adjusted for accuracy.

| Part no | |
|---------|----------------------------|
| SU006 | 6" - can shortened to 3" |
| SU012 | 12" - can shortened to 6" |
| SU012L | 12" - can shortened to 6" |
| SU024 | 24" - can shortened to 12" |
| SU024L | 24" - can shortened to 12" |
| GA200 | Gas Gauge |

L = Lowlight Warning



2 1/4" & 3" Rubber Elbows

45° and 90° tough rubber elbows for use with remote fill plates.

| Part no | |
|---------|--------------|
| RE90 | 3" - 90° |
| RE45 | 3" - 45° |
| RE90 | 2 1/4" - 90° |
| RE45 | 2 1/4" - 45° |



Hose Finishers

Dress up any installation with none thread application



| Part no Red | Part no Blue | Part no Chrome | Part no Black | ø ID.mm. | Max Hose OD.mm. |
|----------------|-----------------|-------------------|------------------|-------------|--------------------|
| 9001-04 | 9002-04 | 9003-04 | 9004-04 | 6,4 | 12,7 |
| 9001-06 | 9002-06 | 9003-06 | 9004-06 | 8,8 | 16,0 |
| 9001-08 | 9002-08 | 9003-08 | 9004-08 | 11,0 | 17,5 |
| 9001-10 | 9002-10 | 9003-10 | 9004-10 | 15,5 | 21,0 |
| 9001-12 | 9002-12 | 9003-12 | 9004-12 | 20,2 | 24,9 |
| 9001-14 | 9002-14 | 9003-14 | | 19,0 | 28,6 |
| 9001-16 | 9002-16 | 9003-16 | | 23,1 | 30,2 |
| 9001-18 | 9002-18 | 9003-18 | | 28,0 | 34,9 |
| 9001-20 | 9002-20 | 9003-20 | | 32,0 | 39,7 |
| 9001-24 | 9002-24 | 9003-24 | | 38,3 | 42,9 |
| 9001-28 | 9002-28 | 9003-28 | | 43,7 | 49,2 |
| 9001-32 | 9002-32 | 9003-32 | | 51,0 | 55,6 |
| 9001-34 | 9002-34 | 9003-34 | | 53,1 | 58,5 |
| 9001-36 | 9002-36 | 9003-36 | | 57,1 | 60,3 |

Hose Separators

Aluminium Hose and Tubing Separators
Allows Professional plumbing installation



| Part no Red | Part no Blue | Part no Chrome | Max Hose OD.mm. |
|----------------|-----------------|-------------------|--------------------|
| 167003RD | 167003BU | 167003CH | 4,75 |
| 167004RD | 167004BU | 167004CH | 6,4 |
| 167005RD | 167005BU | 167005CH | 8,0 |
| 167006RD | 167006BU | 167006CH | 9,5 |
| 167007RD | 167007BU | 167007CH | 11,0 |
| 167008RD | 167008BU | 167008CH | 12,5 |
| 167009RD | 167009BU | 167009CH | 14,3 |
| 167010RD | 167010BU | 167010CH | 16,0 |
| 167011RD | 167011BU | 167011CH | 17,5 |
| 167012RD | 167012BU | 167012CH | 19,0 |
| 167013RD | 167013BU | 167013CH | 20,6 |
| 167014RD | 167014BU | 167014CH | 22,2 |
| 167015RD | 167015BU | 167015CH | 23,8 |
| 167016RD | 167016BU | 167016CH | 25,4 |
| 167017RD | 167017BU | 167017CH | 27,0 |
| 167019RD | 167019BU | 167019CH | 31,0 |
| 167020RD | 167020BU | 167020CH | 32,5 |
| 167022RD | 167022BU | 167022CH | 51,6 |




| Part no Red | Part no Blue | Part no Chrome | Qty. per Pkg | Max Hose OD.mm. |
|----------------|-----------------|-------------------|-----------------|--------------------|
| 170003RD | 170003BU | 170003CH | 6 | 4,75 |
| 170004RD | 170004BU | 170004CH | 6 | 6,4 |
| 170005RD | 170005BU | 170005CH | 6 | 8,0 |
| 170006RD | 170006BU | 170006CH | 4 | 9,5 |
| 170007RD | 170007BU | 170007CH | 4 | 11,0 |
| 170008RD | 170008BU | 170008CH | 3 | 12,5 |
| 170009RD | 170009BU | 170009CH | 3 | 14,3 |

Power Steering Pump

Electrical Power Steering Pump.

Get "The Clean Look" on your engine
Hide The Pump Under The Car

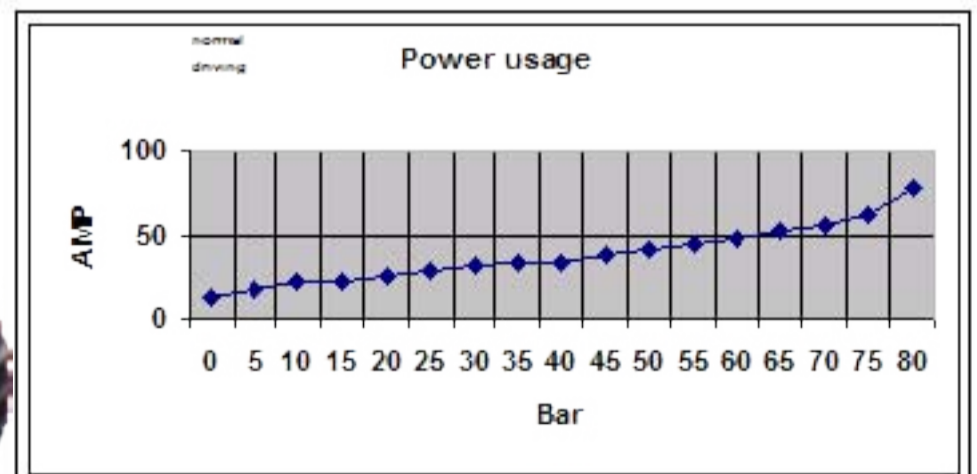


Pressure: max 80bar (1140psi)
Voltage: 12V
Weight: 5Kg
Length: 260mm
Width: 130mm
Height: 120mm

Part no


17-525

Power steering Pump





Skiving Machine.




| | |
|---------|-----------------|
| Part no | |
| 9990000 | Skiving Machine |

Ferrule Mounting Tool. Ferrule Mounting On Hose



| | |
|-----------|----------------------|
| Part no | |
| 999-61-00 | Ferrule Mouting Tool |

Crimper.



| | |
|---------|---------|
| Part no | |
| 990 | Crimper |



Quick-Connect Fluid Fittings



Quick-Connect Fittings for Oil and Fuel
Coming Products Spring 2005





Quick-Connect Fluid Fittings



Quick-Connect Fittings for Oil and Fuel
Coming Products Spring 2005

